

WALL SYSTEM SPLIT BATTEN



The components



- (B) Split batten**
Mounting on the board by means of Euro screws



- (W) Split batten**
Mounted on the existing sustainable and even wall using a suitable fastening



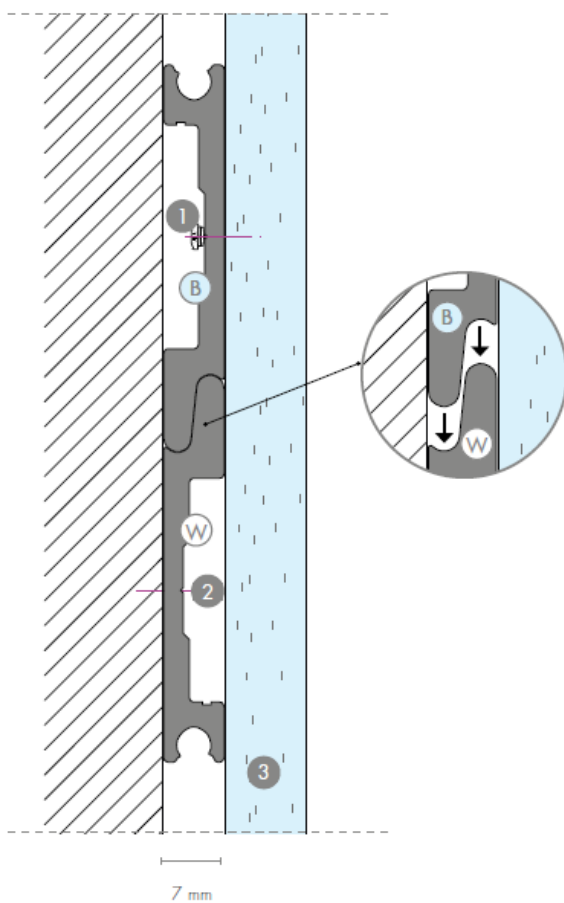
- (1) Euro screws for fixing on the gypsum fibre board cylinder head**
Type B galvanized 6.3 x 12 mm or 18 mm

- (2) Suitable fastening to the existing wall**

- (3) DESIGNBOARD**

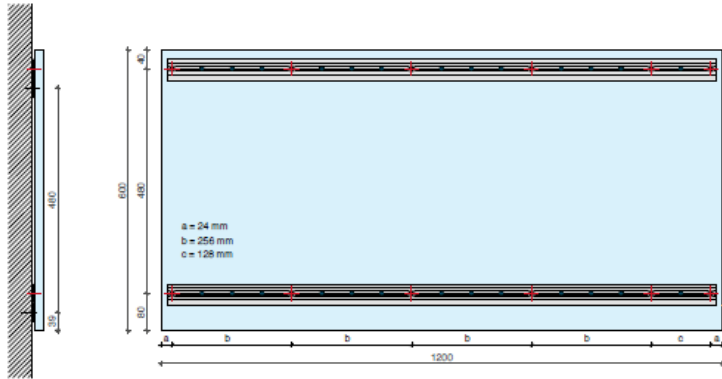


Cross-section



DESIGNBOARD LAYING

HORIZONTAL

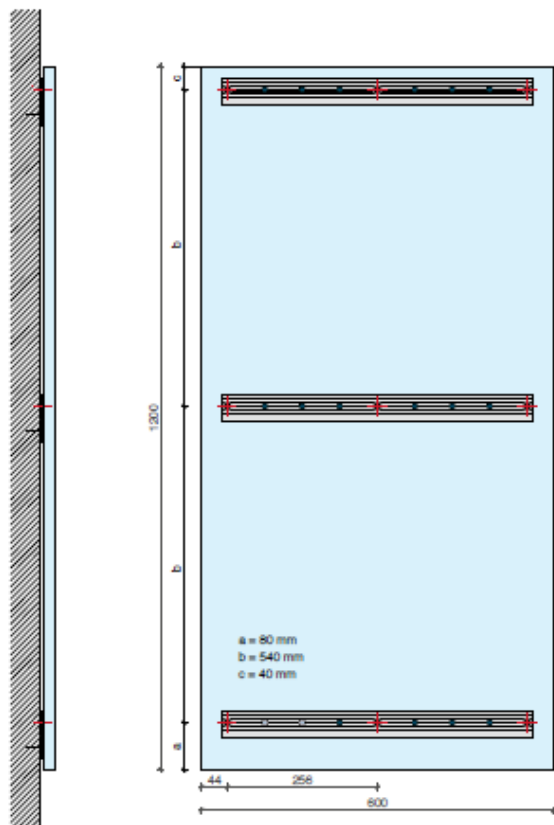


i

Various widths possible

- 1200 mm
- 1800 mm
- 2400 mm
- 3000 mm

VERTICAL



i

Various lengths possible

- 1200 mm
- 1800 mm
- 2400 mm
- 3000 mm